

ECO-PRO

600 SERIES

By Okna Windows




Double Hung Windows

For many years, our engineers have worked on providing our customers with a product that contains the best features available in our other vinyl series.

Eco-Pro 600 Double Hung Windows give you excellent energy efficiency and finishing options, like our most popular laminates and exterior colors, to match any style ranging from quaint to extravagant architecture. With our slim profile, we are maximizing the visible glass area on all products, giving you the best views from your home. By combining all of these features, our product will stand the test of time in your home and will never go out of style.


Available in Replacement and New Construction applications.



Additional High Density Composite Reinforcement (a) inside the locking sash makes our windows structurally stronger than others available on the market.



The Sill Dam Wall is mortised into the jamb adding strength and lowering the possibility of leaks that may occur at corner seals.



Double Weather Stripping (b) is a key component to this interlock, helping to provide an air tight seal. **One Piece Sloped Sill with Dual Dam Leg (Sash and Sill Interlock) (c)** helps eliminate clogged and frozen weep holes as well as makes windows structurally stronger; reducing air infiltration and chimney effect drafts. **Multichamber Extrusion (d)** improves thermal efficiency.

WOCD (Child Safety Latch)

As of 2018, more states are adapting this feature into their window manufacturing and installation regulations. The benefit of the WOCD latches is the safety it gives you and your family. When activated, the device will allow the window to be opened no more than four inches. If you would like to open the window fully, you can deactivate the device and when you close the window the device automatically reactivates. Available in White and Almond.



Precise Engineering

This product is built with full 3¼" depth uPVC fusion welded frame and sashes, combined with state-of-the-art manufacturing to give our customers a window that is structurally sound and energy efficient. Our windows use triple weather stripping to provide low air infiltration, our HeatSeal® warm edge spacer system for drastic reduction in possible condensation inside the window, and insulated extra strength glass to increase strength and sound reduction.

Beautifully Designed Metal Handle

Slim Profile Sash Lock

Push Button Spring-Loaded Vent Latches

Vent latches not available on laminates.

Fully Integrated Lift Rail

PowerLift™ allows smooth window operation.


(Block-and-Tackle) balance system used in our windows can achieve life cycles as high as 28,000 cycles. Constant Force, commonly used by other window manufacturers, only achieves 5,000 cycles.*

Power Lift 28,000

* Based on test performed by BSI Hardware-Amesbury Group

Constant Force

5,000



Sliding Windows



- **Fully Welded 3 1/4" Depth uPVC Fusion Welded Frame and Sashes** with a beveled colonial exterior featuring curves that are not only beautiful, but also allow for maximum weld surface resulting in exceptional strength and years of long lasting performance. (Img. 1)
- **HeatSeal® Warm Edge Spacer System** for excellent thermal efficiency and drastic reduction in the possibility of condensation on the inside of the window.

- **The Slider Features a Handle Style** based on traditional wood windows. (Img. 2)
- **Fiberglass Mesh Half Screens** standard on all windows.
- **Standard Factory Bumpers** are installed for a quieter operation.
- **OKNA Windows Offers 2-Lite and 3-Lite Sliding Windows.**

Available in Replacement and New Construction applications.

- **Standard Brass Wheels** allows the slider to smoothly glide across its track.
- **Optional EZ Glide System** improves operation especially with oversized and triple pane units.
- **Push Button Spring-Loaded Vent Latches** allow both window sashes to remain partially open for ventilation. *Vent latches not available on laminates.*

Smooth Glide System (Standard)

High quality brass wheels allow the slider to smoothly glide across its track.



EzGlide System (Optional)

This system contains an anodized aluminum track and precision ball bearing wheels for smoother glide and operation especially with oversized and triple pane units.



Casement

- **Full 3¼” Depth uPVC Fusion Welded Frame and Sashes.**
- **A Progressive Multi-Point Locking System** allows for a weather-tight seal by drawing the sash firmly and securely to the master frame. The multi-point locking system also offers added security by providing additional points of reinforcement on the window.
- **OKNA Casement Windows** open fully for maximum ventilation and easy cleaning from inside the home.
- **Coastal Hardware** available for coastal regions.

Optional WOCD Device

The WOCD device allows you to open your window no more than four inches when activated. To open the window fully, deactivate the device. When you are ready to reactivate it, simply close your window and the device is automatically activated.



Casement Hardware Options

Casement windows come standard with a folding crank handle. Not only do they minimize the interference with blinds and other window treatments, but they also add that extra wow factor to complete your window order! OKNA Euro-White windows come standard with Euro-White hardware. All laminated windows will come standard with our Adobe Gray hardware. These options can be upgraded with the other hardware finishes for an extra fee.



Antique Brass
(Optional)



Euro-White
(Standard)



Almond
(Standard on Solid Almond)



Cocoa
(Optional on All Laminates)



Adobe Gray
(Standard on All Laminates)



Brushed Nickel
(Optional)



Matte Bronze
(Optional)

Awning Windows

Our Awning Windows offer a sleek, contemporary look and are practical in areas with obstructions. They can be used individually and as part of multi-window configurations.



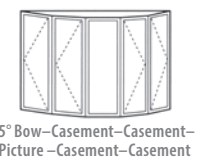
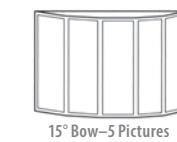
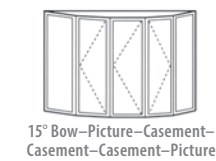
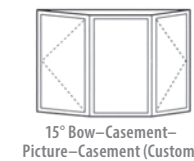
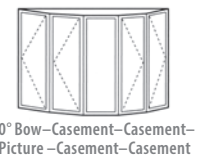
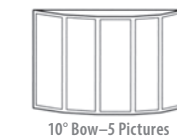
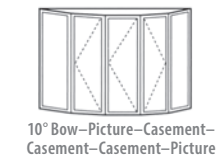
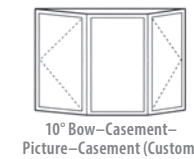
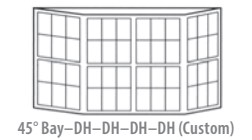
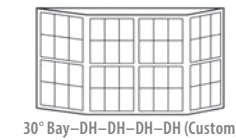
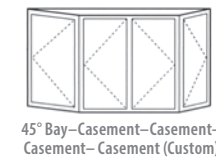
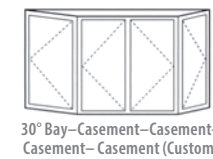
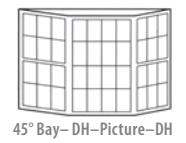
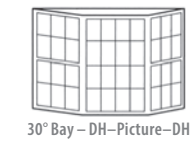
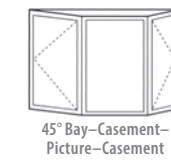
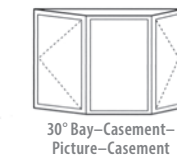
Bay and Bow



Myriad of Configurations

Bay and Bow Windows are one of the most popular ways to give your room more light and space without adding square footage. These windows lend charm and beauty to any room. They are ideal for creating eating nooks, bath surrounds, and mini greenhouses.




When it comes to Bay and Bow Windows, OKNA Windows really does have it all and it's because our Bays and Bows are made to order. For the side units of your Bay and Bow Windows, you can choose from 4 different degree angles to achieve the look you desire. Once you've chosen the angle, we can build Bay or Bow Windows in an endless variety of sizes.



Superior Construction

No other manufacturer has a greater commitment to quality than OKNA Windows. Our new, redesigned Bay and Bow Windows have incorporated the latest innovation in fenestration technology to provide a window that is energy efficient, functional, and beautiful.

- Two inch Insulated Head and Seat Board with Furniture Grade Veneer and Standard 1 ¼ inch jamb. (Img 1)
- Water Penetration Barrier Below Each Window and Mullion. (Img 2)
- Silicone Free Interior and Exterior. (Img 3)
- Standard Foam Insulated Mullions with Threaded Rod. (Img 4)



Garden Window




- **Fully Welded, Rigid uPVC Vinyl Frame** for greater strength and stability.
- **Aluminum and Steel Reinforcements** in the front mullion.
- **The Multi-Point Locking System** provides a tighter seal and added security.
- **Twin Sealing, Fully Screened, Operating Casements** with external glazing for improved weather protection.
- **Glass Shelf with Steel Support System** is available for units over 42 inches.
- **The Window is Shipped Completely Assembled** for easy installation.

Elegante




The Elegante Patio Doors are an ideal solution for adding light to any room while making the most of limited space. Available in replacement and new construction applications, this elegant design combines the security of structural integrity and the comfort of energy efficiency. A host of options increase the versatility of this product. Elegante Patio Doors are available in Euro-White, Almond, and our beautiful wood laminates.


www.oknawindows.com



Anodized aluminum screen track, roller track, and threshold for increased strength, durability, and longevity along with an elegant appearance.



Interlocking meeting rail system with quadruple weather-stripping for controlling infiltration of air, water, dust, and noise. Full length heavy gauge reinforcements in meeting rails and pull rail provide great rigidity and strength.



Thermally welded multi-chambered 5-5/8" main frame provides superior strength and thermal insulation. Optional foam filled insulated extrusions provide better thermal efficiency.



Operating panel is equipped with adjustable, precision bearing tandem rollers for a smooth and quiet operation.

Multi Point Locking System

OKNA Patio Doors come with the option of upgrading to a Multi Point Locking System. This system offers four locking points on the patio door for added security. The Multi Point Locking System is used with locking exterior hardware only.

Retractable Mini-Blinds

Our retractable Mini-Blinds installed between the glass allow homeowners to control privacy and sunlight by raising, lowering, and adjusting tilting. Available on Elegante and Forester Patio Doors.



Forester



The perfect blend of beauty and functionality. Our 8200 Series Forester Patio Door combines all of our incredible structural and thermal performance features while maintaining the traditional look of a true wood door. This door is built using a butt-joint weld, showcasing traditional joinery with the benefits of advanced fusion welding. Forester Patio Doors are available in Euro-White, Almond, and our beautiful wood laminates.

*All Hardware options available on Elegante and Forester doors.
Coastal hardware available for coastal regions.*



Patio Door Merit Lock System

Our standard Merit Locking System is a classic patio door handle that will match any home decor.



Euro-White
(Standard)

Almond
(Standard on Winchester)

Cocoa
(Standard on Melrose Cherry and Dark Oak)



Antique Brass
(Optional)

Brushed Nickel
(Optional)

Matte Bronze
(Optional)

Patio Door Intuition Lock System

The ergonomic ONE-MOTION operation allows the homeowner to unlock and open the door in a single fluid motion.



Euro-White
(Standard)

Almond
(Standard on Winchester)

Cocoa
(Standard on Melrose Cherry and Dark Oak)



Brushed Nickel
(Optional)

Matte Bronze
(Optional)

Antique Brass
(Optional)

Patio Door Exterior Hardware

We offer two options for exterior hardware on your patio door, locking and non-locking. Our exterior hardware is available in the following 4 colors:

Euro-White, Almond, Cocoa, and Matte Bronze.

If you have a custom exterior color on your patio door, we will pick one of the hardware options to best match the color.



Optional Foot Lock

Push Button Spring-Loaded Foot Lock is easy to lock and can be set to allow ventilation while having extra security. Available in Euro-White, Almond, and Cocoa.



Beautiful Hardware Finishes

OKNA Eco-Pro Series offers a wide selection of hardware finishes that harmonize well with any interior design.

Double Hung and Sliding Window Hardware Finish Selection



Euro-White
(Standard)



Almond
(Standard for Solid Almond Windows)



Adobe Gray
(Standard on All Laminates)



Cocoa
(Optional on All Laminates)



Antique Brass
(Optional)




Matte Bronze
(Optional)

Color Selection



OKNA Windows offers three beautiful internal laminates in addition to our solid Almond and standard Euro-White to give your home a distinct look. We also offer seven optional exterior stock colors and custom exterior colors from a virtually unlimited selection of paints. Our paints are environmentally safe and durable, giving your exterior a vibrant and long-lasting color finish.

Solid Color Windows and Patio Doors | Same Interior and Exterior Colored Vinyl

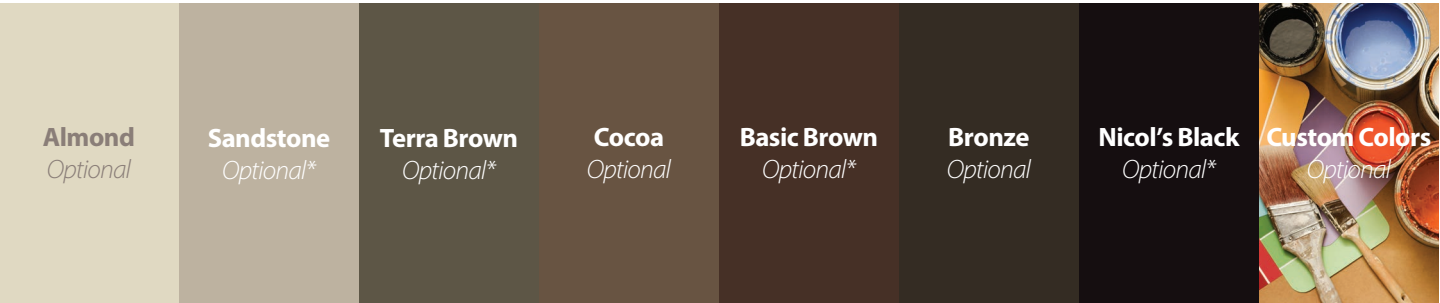


Two Tone Windows and Patio Doors | Different Interior and Exterior Color

Interior Woodgrain Laminates



Exterior Painted Colors




* Surcharge applied for painted screens.
All colors except Euro-White are available at an additional charge. All painted Double Hung and Sliding Windows must have a full screen.
Printed colors may not match the product's color. Please visit a local dealer to view color samples.

Options

Screens

ThruVision Plus® is our fiberglass improved visibility screen. This product does for windows and doors what high-definition technology has done for television viewing; it improves the view by making it sharper and more vivid.




Industry Average Screen



ThruVision PLUS®
Standard on all OKNA Products

Patio Door Pet Screen

“Pet Screen” is seven times stronger than traditional insect screening and offers excellent outward visibility. Ideal for those areas prime for potential damage and heavy wear in high traffic areas, this screen can be used on screened windows, screen doors and screened porches. **Available on Patio Doors only**



Specialty Glass

OKNA Windows offers textured glass in a variety of distinctive choices that add visual interest to any design while offering variability in light control. With a range of options at your fingertips, you can find a standard glass texture for virtually every application and aesthetic, from traditional to modern.

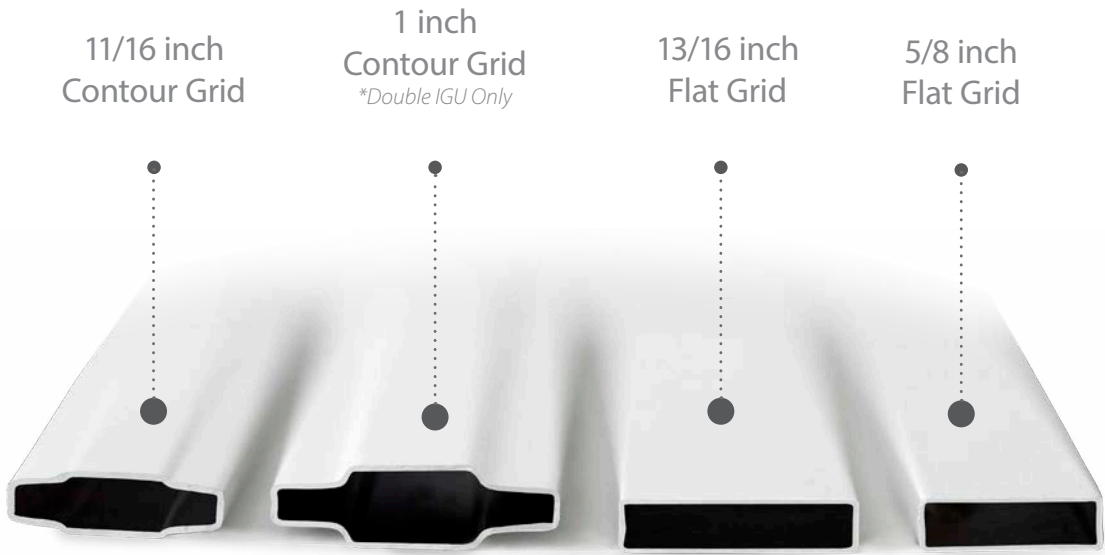


Regular Obscure

Grids

GBG (Grids Between Glass) consist of aluminum bars sealed in the insulating airspace between the two panes of glass. Because the interior and exterior glass surfaces are not affected, cleaning your windows is a much easier task. GBG grids on two tone windows are available with matching interior and exterior colors.*

*Nicol’s Black available on Euro-White two-tone 11/16 inch Contour Grid ONLY.
Custom Colors are not available on GBG.



Simulated Divided Lites (SDL)
Permanent interior and exterior grids will provide a truly authentic look. Interior grids are available in a Euro-White or Wood Laminate. External grids are available in Euro-White or colors to match products exterior.



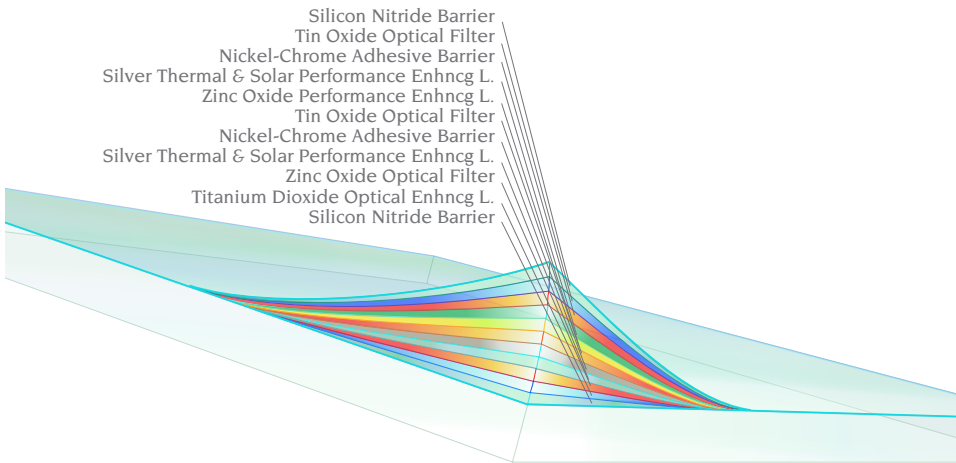
OKNA Windows are backed by the Lifetime Transferable Limited Warranty. Please ask your certified dealer for details on coverage.

The Glass Unit

The glass unit is one of the most important elements of your new window. It is about 90% of the whole window. Your decision will dramatically affect your living comfort and expenses for many years.

High Performance Reflective Glass Coatings

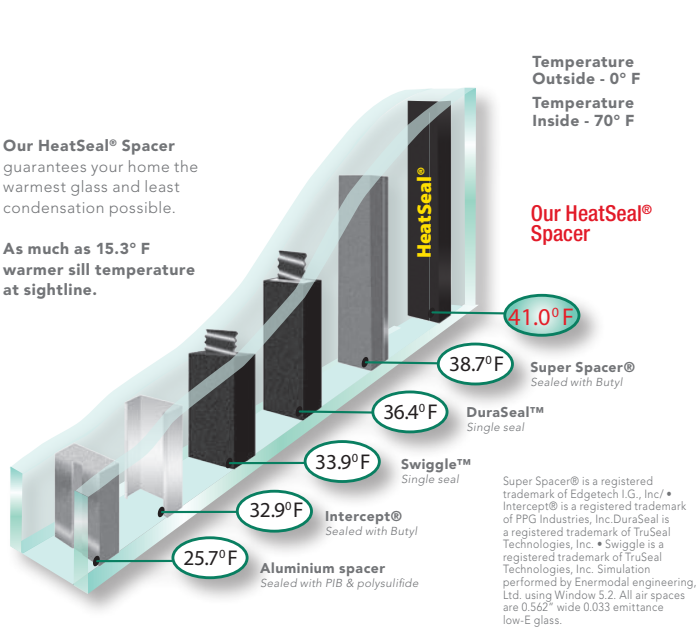
HeatSeal® heat reflective coatings are microscopically thin layers of metal & metal oxide that act like a filter – some energy is transmitted, some energy is reflected.



High Performance HeatSeal® Spacer

The glass panes are separated by a spacer. A spacer is the piece that is located between panels of glass in an insulating glass system. Its main function is to seal the gas space between them. Majority of windows, unlike Okna Windows, are made with metal spacers. The main disadvantage to metal spacers is energy loss and condensation.

Our HeatSeal® Spacer and sealant system is made with six individual non-metallic components. Produced in a controlled factory setting and comes ready to use, out of the box: no assembly and no adding other components. Used in OKNA's state-of-the-art robotic assembly line, our spacer is applied with a one-step process where units are sealed using heat and compression. Our HeatSeal® Spacer guarantees your home the warmest glass and least condensation possible.



Examples of Condensation:
Excess condensation will cause water, ice, and mold to collect on your windows. A good quality spacer can significantly reduce the risk of condensation and its aftermath.



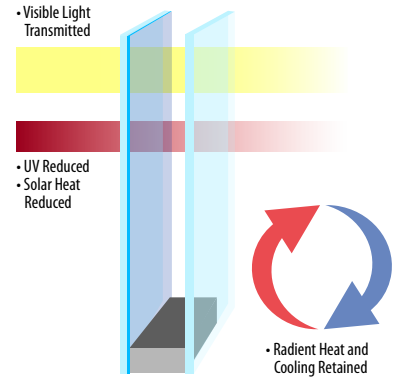
Glass Options

When deciding on what glass package to choose, keep your environment in mind. Do you live in an area that it is mainly sunny and warm or one that has cold and warm weather? No matter what the answer is, we have a glass coating available to fit your needs. Our HeatSeal® glass is perfect for areas that tend to have fluctuating temperatures in the seasons. It helps to keep the warm air in during the winter and protect your home from the heat of the sun in the summer. For those who deal with warmer climates throughout the year, our SunSeal® glass will help block the heat from sunlight to keep your house cooler.



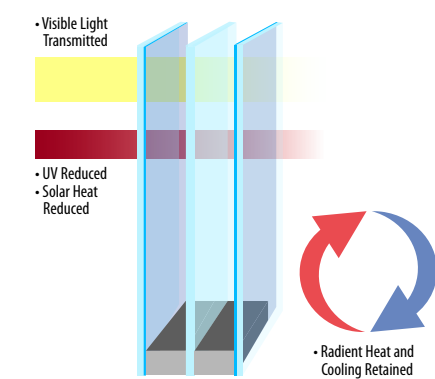
	Clear (Argon Gas)	HeatSeal® (Argon Gas)	SunSeal® (Argon Gas)	HeatSeal® Super Glass (Argon Gas)	HeatSeal® Super Glass (Krypton Gas)
U-Factor <i>Measures the rate of heat transfer and tells you how well a window insulates.</i>	✓	✓✓✓	✓✓✓	✓✓✓✓	✓✓✓✓✓
Solar Heat Gain Coefficient <i>How well a window blocks heat from the sun.</i>	✓	✓✓✓	✓✓✓✓✓	✓✓✓✓	✓✓✓✓
Visible Light Transmittance <i>The amount of visible light that comes through a window.</i>	✓✓✓✓✓	✓✓✓✓	✓✓✓	✓✓✓	✓✓✓
UV Protection <i>How well a window protects against ultraviolet rays.</i>	✓	✓✓✓	✓✓✓✓	✓✓✓✓✓	✓✓✓✓✓

HeatSeal® Glass

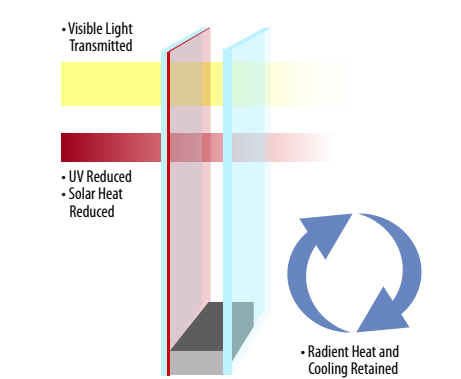


In climates where heating and cooling are the primary concern, HeatSeal® Glass products are designed to take advantage of free solar heat, resulting in higher inside glass temperature. Passive solar and thermal insulation reduce the draft sensation caused by cold glass surfaces, providing windows that reduce heating costs.

HeatSeal® Super Glass



SunSeal® Glass



In climates where cooling is your main concern, SunSeal® Glass products are designed to reduce solar heat while still providing color-neutrality. This solar control property, combined with thermal insulating benefits, results in beautiful, natural-looking glass that helps keep air conditioning costs low.

When you purchase a window or patio door that is advertised as the most energy efficient, you want to be sure the claims are based on facts, certified by a truly independent and objective authority. Their unbiased test results educate purchasers allowing them to make a more educated choice.

Air Infiltration

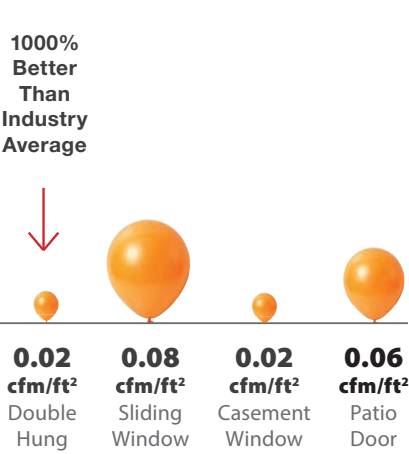
Air Infiltration/drafts is a term used to describe the air leaking into or out of your home through the window frames. The graph shows the amount of air in cubic feet that may come through the window at speeds of 25mph.

The results are based on a tested window sample by AAMA testing window guidelines. Title of Test & Method: Air Infiltration - ASTM E 283 75 PA - (1.6 psf) 25 mph.

Structural Performance			
	Industry Minimum	Eco-Pro DH	Eco-Pro SL
NAFS Rating resistance to wind	R15	R 50	R40
Air Infiltration (cfm/ft2) at speeds of 25mph.	0.30	0.02	0.08
Water Penetration (MPH) 8" per hour	33	56	59
Structural Integrity (MPH) Wind load	94	171	153

Numbers are subject to change depending on size of window.

The **ENERGY STAR Most Efficient** designation is an extension of the ENERGY STAR® brand and is designed to recognize and advance the most efficient products among those that qualify for the ENERGY STAR. This recognition is offered for specific categories and awarded for a specific year. The goal of this effort is to encourage new, more energy-efficient products into the market more quickly by targeting early adopters. Each year, EPA will establish criteria for specific product categories to earn Most Efficient recognition. Products that are recognized as ENERGY STAR Most Efficient must already qualify for the ENERGY STAR label.



All OKNA windows and doors meet rigorous North American Fenestration Standard (NAFS). Certification is performed by **The Keystone Certification Program** that is ANSI-accredited to ensure that our products are manufactured as represented by their certifications, which are based on tests performed by accredited laboratories in accordance with the AAMA/WDMA/CSA 101/IS2/A440 – North American Fenestration Standard (NAFS). The NAFS standard defines a rating scale for fenestration product performance, and requires that components used in window & door assemblies also meet stringent component standards. Certification includes annual inspections to ensure the factory quality management system also meets rigid standards - that translates to homeowner peace of mind.



OKNA Windows proudly displays
ENERGY STAR MOST EFFICIENT
on our products.



HEATSEAL® DELUXE PACKAGE

- ARGON GAS
Double Pane Glass Unit
Foam Filled Extrusions

U-Value	0.27
SHGC	0.29
VT	0.53
CR	63

HEATSEAL® SUPER DELUXE

- ARGON GAS
Triple Pane Glass Unit
Foam Filled Extrusions

U-Value	0.19
SHGC	0.25
VT	0.41
CR	75

HEATSEAL® SUPER DELUXE

- KRYPTON GAS
Triple Pane Glass Unit
Foam Filled Extrusions

U-Value	0.17
SHGC	0.25
VT	0.41
CR	76

SUNSEAL DELUXE

- ARGON GAS
Double Pane Glass Unit
Foam Filled Extrusions

U-Value	0.27
SHGC	0.21
VT	0.42
CR	63

Double Hung (DH 600)				
	U-Value	SHGC	VT	CR
HeatSeal® Glass Package				
Energy Saving Package - AG	0.29	0.29	0.53	62
Deluxe Package - AG	0.27	0.29	0.53	63
SunSeal® Glass Package For Southern Climate				
Energy Saving Package - AG	0.28	0.21	0.42	62
Deluxe Package - AG	0.27	0.21	0.42	63
HeatSeal® Super Glass Package				
Deluxe Package - AG (XR15)	0.19	0.25	0.41	75
Deluxe Package - KR (XR10)	0.17	0.25	0.41	76

Casement Window (CA 700)				
	U-Value	SHGC	VT	CR
HeatSeal® Glass Package				
Energy Saving Package - AG	0.26	0.27	0.49	63
Deluxe Package - AG	0.25	0.27	0.49	63
SunSeal® Glass Package For Southern Climate				
Energy Saving Package - AG	0.26	0.20	0.38	63
Deluxe Package - AG	0.25	0.20	0.38	63
HeatSeal® Super Glass Package				
Deluxe Package - AG (XR9)	0.20	0.23	0.38	71
Deluxe Package - KR (XR10)	0.16	0.23	0.38	77

XR9: Triple pane glass, 15/16" XR10: Triple pane glass, 15/16" XR13: Triple pane glass, 1-3/16" , PD Only XR14: Triple pane glass, 1-3/16" , PD Only XR15: Triple pane glass, 1-1/16" AG: Argon Gas KR: Krypton Gas
Numbers are based off of windows tested without grids.
The results are based on a tested window sample by AAMA testing window guidelines. Title of Test & Method: Air Infiltration - ASTM E 283 75 PA - (1.6 psf) 25 mph.

Sliding Window (SL 600)				
	U-Value	SHGC	VT	CR
HeatSeal® Glass Package				
Energy Saving Package - AG	0.29	0.28	0.51	63
Deluxe Package - AG	0.28	0.28	0.51	64
SunSeal® Glass Package For Southern Climate				
Energy Saving Package - AG	0.29	0.20	0.40	63
Deluxe Package - AG	0.27	0.20	0.40	64
HeatSeal® Super Glass Package				
Deluxe Package - AG (XR15)	0.20	0.24	0.40	75
Deluxe Package - KR (XR10)	0.18	0.24	0.40	74

Elegante and Forester (PD 8800)				
	U-Value	SHGC	VT	CR
HeatSeal® Glass Package				
Energy Saving Package - AG	0.28	0.27	0.49	62
Deluxe Package - AG	0.27	0.27	0.49	63
SunSeal® Glass Package For Southern Climate				
Energy Saving Package - AG	0.28	0.19	0.38	62
Deluxe Package - AG	0.27	0.19	0.38	63
HeatSeal® Super Glass Package				
Deluxe Package - AG (XR13)	0.20	0.23	0.38	72
Deluxe Package - KR (XR14)	0.17	0.23	0.38	72



400 Crossings Drive • Bristol, PA 19007
(215) 788-7000 • (215) 781-1166 (fax)
www.oknawindows.com

All illustrations, photographs, and specifications in this publication are based on the latest product information available at the time of printing. Some windows shown with optional features. See the actual product for complete accuracy. The manufacturer reserves the right to alter or discontinue any model or specification without notice. Printed colors may not match the product's actual color. Please visit a local dealer to view actual color samples.



07/2023