

# PATIO DOOR

---



*by OKNA Windows*





## 2-PANEL

### ELEGANTE

The Elegante | 8800 Patio Doors are an ideal solution for adding light to any room while making the most of limited space. Available in replacement and new construction applications, this elegant design combines the security of structural integrity and the comfort of energy efficiency. A host of options increase the versatility of this product. Elegante Patio Doors are available in Standard Euro-White, Optional Almond, and our beautiful optional wood laminates.

*Standard 2-panel unit widths include 59¼", 71¼", & 95¼".*




### FORESTER

The perfect blend of beauty and functionality. Our Forester | 8200 Patio Doors combine our incredible structural and thermal performance features while maintaining the traditional look of a true wood door. This door is built using a butt-joint weld, showcasing traditional joinery with the benefits of advanced fusion welding. Forester is available in Standard Euro-White, Optional Almond, and our beautiful laminates.

*Standard 2-panel unit widths include 59¼", 71¼", & 95¼".*

## FEATURES & OPTIONS FOR , , , & UNLESS OTHERWISE NOTED.



**Anodized Aluminum Track/Threshold**  
Screen & roller tracks and threshold for increased strength, durability, and longevity.



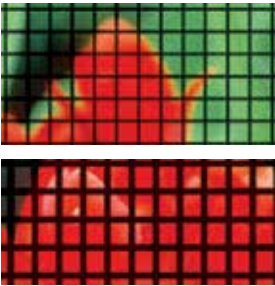
**Interlocking Meeting Rail**  
Quadruple weatherstripping, controls air/water/dust/noise infiltration. Full-length heavy gauge reinforcements for rigidity and strength.



**Thermally Welded Main Frame**  
Multichambered 5½" main frame, superior strength and insulation. Better thermal efficiency with optional foam.



**Precision-Bearing Tandem Rollers**  
Operating panels are equipped with adjustable, precision bearing tandem rollers for smooth and quiet operation.



**ThruVision PLUS® Screens**  
Our fiberglass improved-visibility screen (above), providing both durability and a less obstructed view than the industry average (below).

## Patio Door Pet Screen *Optional*

"Pet Screen" is seven times stronger than traditional insect screening and offers excellent outward visibility. Ideal for those areas prime for potential damage and heavy wear in high-traffic areas.



### Multipoint Locking System *Optional*

Upgrade with optional Multipoint Locking System\*, with four locking points for added security and used with locking exterior hardware only.

*\*Multipoint Locking System are standard with 4-panel Patio Doors.*

### Foot Lock *Optional*

Our push button spring-loaded foot lock is easy to lock and can be set to allow ventilation while having extra security.

*Available in:*



**Euro-White**



**Almond**



**Cocoa**




**Black\*\***

*\*\*Available for Onyx Black 8200/9200 only.*

### Retractable Mini Blinds *Optional*

Installed between the glass, retractable Mini Blinds allow light and privacy control by raising, lowering, and adjusting tilting.

*Available on Elegante and Forester Patio Doors, for 5' & 6' only.*







4-PANEL

PANORAMA

E 

F 



Panorama joins the Patio Door Collection, offering a center-opening, 4-panel unit for replacement or new construction applications, with Multipoint Locking System that provides four locking points for increased security. Panorama is available as 9000PD with **ELEGANTE** corner welding or as 9200PD with **FORESTER** butt joints for a traditional true-wood appearance.

Catalogue 4-panel unit widths include 107<sup>1</sup>/<sub>4</sub>", 115<sup>5</sup>/<sub>8</sub>", & 139<sup>5</sup>/<sub>8</sub>". Maximum custom width 144". Maximum custom height 96". Standard Multipoint Locking System and Euro-White hardware.

TAKE A GOOD, LONG

LOOK


## COLOR Selections

OKNA offers six beautiful interior laminates in addition to our solid Almond and standard Euro-White, along with seven optional exterior stock colors and custom exterior colors from a virtually unlimited selection of environmentally safe and durable paints.

### Solid Color

Same Interior and Exterior Colored Vinyl

#### VINYL



**Euro-White**  
Standard



**Almond**  
Optional

### Two-Tone

Different Interior and Exterior Color

#### INTERIOR LAMINATES



**Natural**  
Optional



**Winchester**  
Optional



**Melrose Cherry**  
Optional



**Dark Oak**  
Optional



**Onyx Black**  
Optional\*


### Exterior Painted Colors



**Almond**  
Optional



**Sandstone**  
Optional\*\*




**Terra Brown**  
Optional\*\*




**Cocoa**  
Optional



**Basic Brown**  
Optional\*\*



**Bronze**  
Optional



**Nicol's Black**  
Optional\*\*



**Custom Colors**  
Optional

\* Not available for Elegante | 8800 or Panorama E | 9000 Patio Doors.

All colors except Euro-White are available at an additional charge. Printed colors may not match the product's color. Please visit a local dealer to view color samples.

\*\* Surcharge applied for painted screens.

## Merit Lock System

Our standard is a classic patio door handle that will match any home decor.



## Intuition Lock System

The ergonomic ONE-MOTION operation allows unlock/open in a single fluid motion.



**Euro-White**  
Standard

**Almond**  
Standard on  
Winchester

**Cocoa**  
Standard on  
Melrose Cherry  
and Dark Oak

**Antique Brass**  
Optional

**Brushed Nickel**  
Optional

**Matte Bronze**  
Optional  
(Standard on Onyx  
Black Laminate)

Coastal hardware available for coastal regions.

## Exterior Hardware

We offer two options for exterior hardware on your patio door, locking and non-locking\*.

If you have a custom exterior color on your patio door, we will pick one of the hardware options to best match the color.

Exterior hardware selections are available in the following 4 colors:



**Euro-White**



**Almond**



**Cocoa**



**Matte Bronze**

\*4-Panel Patio Doors automatically use locking exterior hardware with their standard Multipoint Locking System.



Grids *Optional*


OPTIONS | SIZING

**GBG (Grids Between Glass)** consist of aluminum bars sealed in the insulating airspace between the two panes of glass... maintaining a flat glass pane surface that makes cleaning easy. GBG grids on two-tone windows are available with matching interior and exterior colors.\*


**SDL (Simulated Divided Lites)** are attached to the insulated glass surface, creating additional dimension and the appearance of individual lites. Interior grids are available in a Euro-White or Laminate. External grids are available in Euro-White or colors to match products exterior.\*\*

\* Nicol's Black available in Euro-White two-tone 1 1/16" Contour Grid ONLY. Custom Colors are not available for GBG.


\*\* Available for double pane only. Not available for triple pane glass.



Flat Grids Between Glass (GBG)




Contour Grids Between Glass (GBG)




Simulated Divided Lites (SDL)


TYPE




5/8" Flat GBG  
Euro-White/Euro-White  
& Almond/Almond Only.




1 1/16" Contour GBG



13/16" Flat GBG  
Euro-White Only.




1" Contour GBG  
\*Double IGU Only,  
Euro-White Only.




7/8" SDL  
\*Double IGU Only.


PATTERN



Colonial



Prairie



Diamond  
Available only with 5/8" Flat (GBG).

Specialty Glass *Optional*

OKNA offers specialty glass in a variety of distinctive choices that add visual interest to any design while offering variability in light control. Shown below is our Obscure textured glass. With a range of options at your fingertips, you can find the glass choice for your application and aesthetic, from traditional to modern. Here are available glass options:

Textured

For increased privacy

Tempered

For increased strength

Laminated

For increased impact resistance and noise reduction

Custom Configuration

For more aesthetic choices

Obscure

CATALOGUE SIZES & CLEAR OPENINGS

2-PANEL

59 1/4"

79 1/2"

5068

22"

71 1/4"

79 1/2"

6068

28"

95 1/4"

79 1/2"

8068

40"

107 1/4"

79 3/8"

9068

39 1/2"

115 5/8"

79 3/8"

10068

45 1/2"

139 5/8"

79 3/8"

12068

57 1/2"


Diagrams may not be to exact scale.

The Glass Unit


The glass unit about 90% of the whole window and is one of the most important elements. Your decision will dramatically affect your living comfort and expenses for many years.

Examples of Condensation

Excess condensation will cause water, ice, and mold to collect on your windows. The right spacer can significantly reduce the risk of condensation and its aftermath.



Metal Spacer



HeatSeal® Spacer

High Performance Reflective Glass Coatings

HeatSeal® heat reflective coatings are microscopically thin layers of metal & metal oxide that act like a filter – some energy is transmitted, some energy is reflected.

Silicon Nitride Barrier  
Tin Oxide Optical Filter  
Nickel-Chrome Adhesive Barrier  
Silver Thermal & Solar Performance Enhncg L.  
Zinc Oxide Performance Enhncg L.  
Tin Oxide Optical Filter  
Nickel-Chrome Adhesive Barrier  
Silver Thermal & Solar Performance Enhncg L.  
Zinc Oxide Optical Filter  
Titanium Dioxide Optical Filter  
Silicon Nitride Barrier

High Performance HeatSeal® Spacer

A spacer separates the panes in an insulated glass unit, sealing the gas within its space. The main disadvantage to metal spacers used by most in the indsutry is energy loss and condensation.

OKNA's HeatSeal® Spacer and sealant system is made with six individual non-metallic components, produced in a controlled factory setting. It is IGU-ready out of the box, applied in a one-step process by OKNA's state-of-the-art robotic assembly line that seals the unit with heat and compression. HeatSeal® helps your home achieve the warmest glass and least condensation possible.

TEMPERATURE  
(FAHRENHEIT)

0°  
OUTSIDE

70°  
INSIDE

Super Spacer®  
Sealed with Butyl

DuraSeal™  
Single Seal

Swiggle™  
Single seal

Intercept®  
Sealed with Butyl

Aluminum  
Spacer  
Sealed with PIB  
& polysulfide

38.7°

36.4°

33.9°

32.9°

25.7°

HeatSeal®

41.0°

Encapsulated Dessicant

Moisture-Resistant  
Bondline Adhesive

3-Sided Continuous  
Moisture Barrier

Stiffener

Stiffener Bed

Structural Spacer

Super Spacer® is a registered trademark of Edgetech I.G., Inc/ • Intercept® is a registered trademark of PPG Industries, Inc. DuraSeal is a registered trademark of TruSeal Technologies, Inc. Swiggle is a registered trademark of TruSeal Technologies, Inc. Simulation performed by Enermodal engineering, Ltd. using Window 5.2. All air spaces are 0.562" wide 0.033 emittance low-E glass.

HEATSEAL® GLASS

• Visible Light Transmitted

• UV Reduced  
• Solar Heat Reduced

• Radiant Heat and Cooling Retained

HEATSEAL® TRIPLE GLASS

• Visible Light Transmitted

• UV Reduced  
• Solar Heat Reduced

• Radiant Heat and Cooling Retained

In climates where heating and cooling are the primary concern, HeatSeal® Glass products are designed to take advantage of free solar heat, resulting in higher inside glass temperature. Passive solar and thermal insulation reduce the draft sensation caused by cold glass surfaces, providing windows that reduce heating costs.

SUNSEAL® GLASS

• Visible Light Transmitted

• UV Reduced  
• Solar Heat Reduced

• Radiant Heat and Cooling Retained

In climates where cooling is your main concern, SunSeal® Glass products are designed to reduce solar heat while still providing color neutrality. This solar control property, combined with thermal insulating benefits, results in beautiful, natural-looking glass that helps keep air conditioning costs low.



# TOMORROW'S WINDOWS TODAY

**ELEGANTE** 



**Euro-White**  
Standard

**FORESTER** 



**Melrose Cherry**  
Optional

**PANORAMA** **E** 



**Euro-White**  
Standard

**PANORAMA** **F** 



**Onyx Black**  
Optional\*

\* Not available for Elegante | 8800 or Panorama E | 9000 Patio Doors.

## THERMAL PERFORMANCE

Please use the QR code or the text link to access the most up-to-date Patio Door thermal performance numbers.



[PATIO DOOR](#)  
8800PD/8200PD



[PATIO DOOR](#)  
9000PD/9200PD



OKNA Windows products within this series have been recognized as the Most Efficient of ENERGY STAR 2024.

XR9: Triple pane glass, 15/16" XR10: Triple pane glass, 15/16" XR13: Triple pane glass, 1-3/16", PD Only XR14: Triple pane glass, 1-3/16", PD Only XR15: Triple pane glass, 1-1/16" | AG: Argon Gas KR: Krypton Gas  
Numbers are based off of windows tested without grids. | The results are based on a tested window sample by AAMA testing window guidelines. Title of Test & Method: Air Infiltration - ASTM E 283 75 PA - (1.6 psf) 25 mph.



All illustrations, photographs, and specifications in this publication are based on the latest product information available at the time of printing. Some windows shown with optional features. See actual product for complete accuracy. The manufacturer reserves the right to alter or discontinue any model or specification without notice. Printed colors may not match the product's actual color. Please visit a local dealer to view actual color samples.



**OKNA Windows** | 400 Crossings Drive, Bristol, PA 19007 | P **215-788-7000** F **215-781-1166** | [oknawindows.com](http://oknawindows.com)

10/2024